

## Summary of statistics of papers published in Volume 24(2006) of Drying Technology- An International Journal

Statistics compiled and analyzed by Wu Zhonghua, PhD student, M.E. Dept, NUS, Singapore

Total count of papers published in 2006: 177

### 1 Paper Statistics by Region and Countries

#### 1.1 Paper statistics by regions

Table 1 Statistics of number of papers by regions

Total count of papers : 177 (Year 2006), 150 (Year 2005)							
Year	Asia	Europe	North America	South America	Middle east	Africa	Oceania
<b>2005</b>	<b>43</b>	<b>51</b>	<b>11</b>	<b>22</b>	<b>10</b>	<b>1</b>	<b>12</b>
<b>2006</b>	<b>55</b>	<b>50</b>	<b>21</b>	<b>29</b>	<b>6</b>	<b>2</b>	<b>15</b>

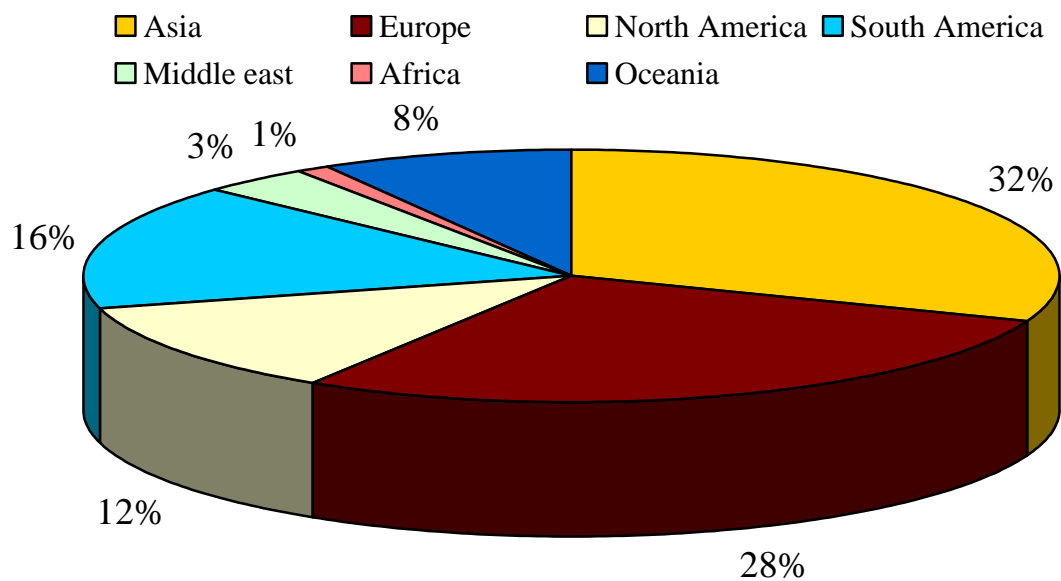


Figure 1, Percentage of contributions from different regions

## 1.2 Paper statistics by countries of origin

Table 2 Statistics of papers by countries

Position	Number of papers	Countries
1	26	Brazil
2	15	Poland, India
3	14	Canada
4	11	France, China
5	10	Australia, Thailand
6	7	Japan, USA
7	6	Singapore
8	5	New Zealand, Turkey
9	4	Iran, Taiwan
10	3	Germany
11	2	Denmark, Finland, Greece, Mexico, Oman, Spain
12	1	Argentina, Chile, Hungary, Israel, Kenya, Malaysia, Norway, Portugal, Senegal, Sweden, Switzerland, UK

Note: Papers are included only under the first author's country/ of origin

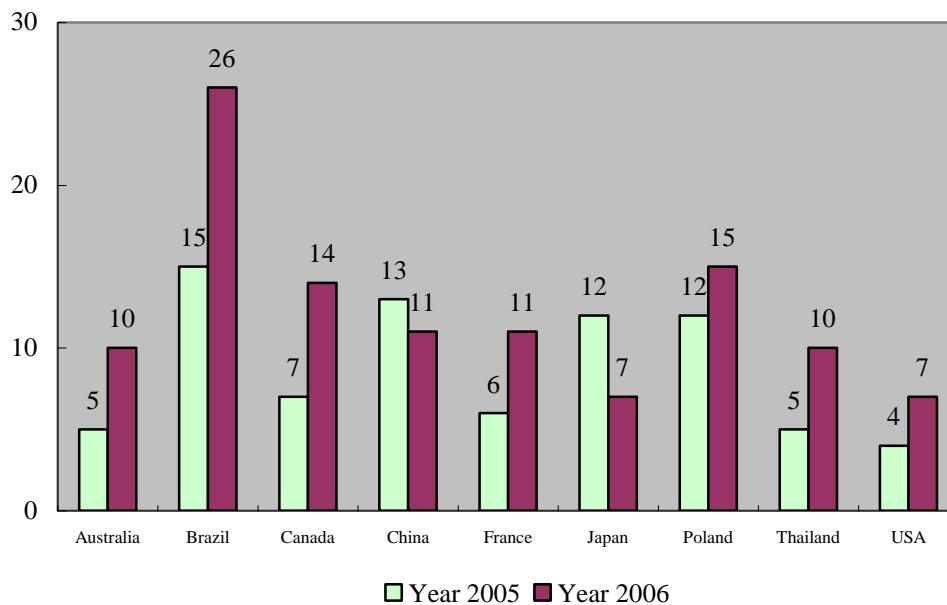


Figure 2, Papers published in DRT from some countries in the years 2005 and 2006

## 2 Paper statistics by research topics

Table 3 Statistics of number of papers published by research areas

General research area	Specific area	Number of papers
Review: current and future trends		10
Theory, fundamentals		30
Modeling and simulation		37
Process control		3
Energy and resources savings		1
Product quality		8
Drying or dewatering of different materials	Food, Agricultural products and Biomaterials	54
	Chemicals and Minerals	1
	Textiles, Paper and Wood	13
	Waste sludge	12
	Pharmaceuticals	6
Drying equipment		4
Drying technologies	Spray drying	21
	Microwave drying	8
	Superheated steam drying	4
	Fluid bed drying	10
	Freeze drying	4
	Spouted bed drying	4
	Vacuum drying	5
	Others ( EHD, heat pump, etc)	11

### 2.1 Paper statistics by general research areas

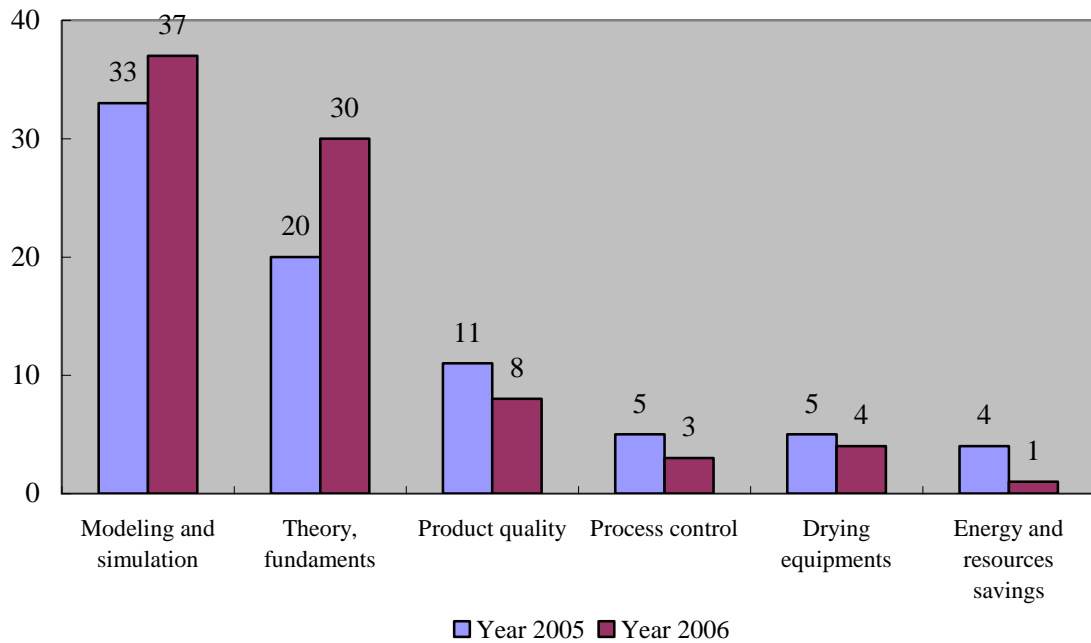


Figure 3 Number of papers in various thematic research areas

### 2.2 Paper statistics by Specific research topics- dried materials

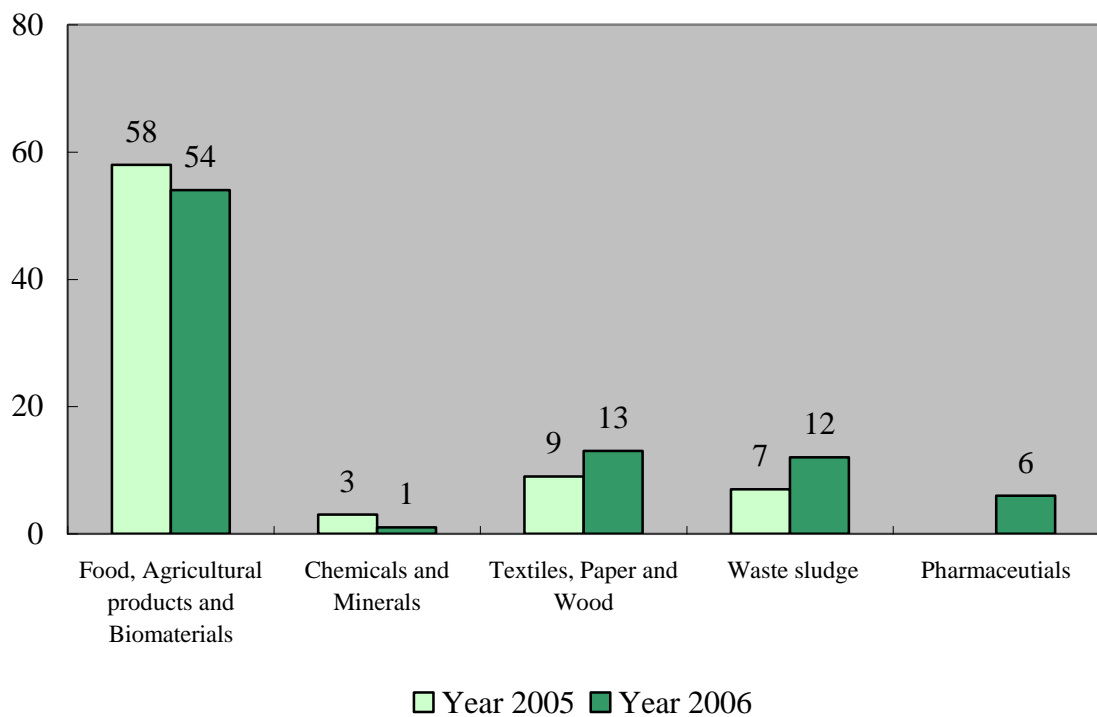


Figure 4 Number of papers on drying of different materials

2.3 Paper statistics by specific research topics- drying technologies

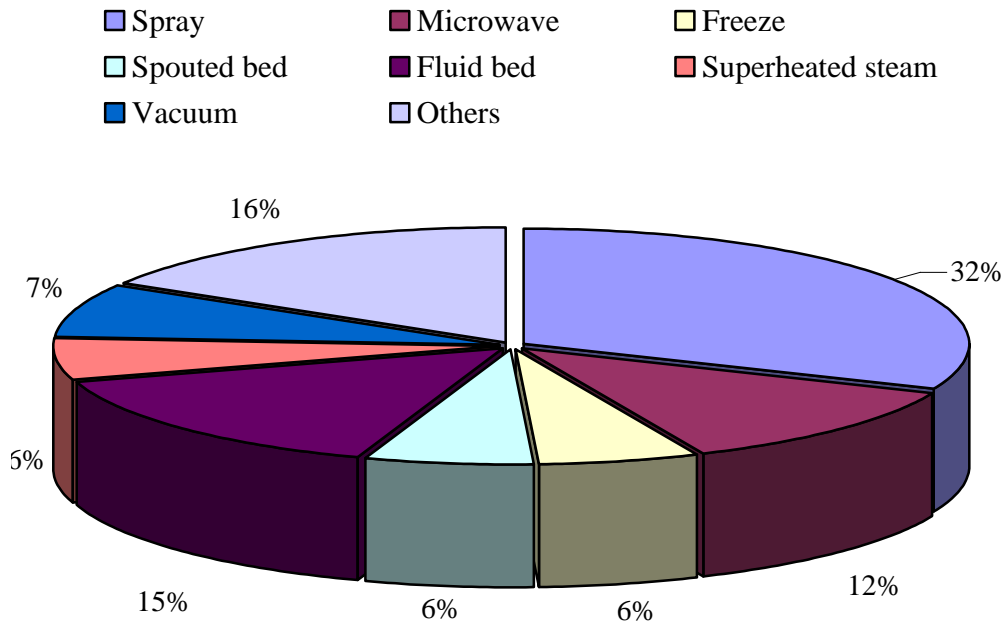


Figure 5 Number of papers on different drying technologies in the year 2006

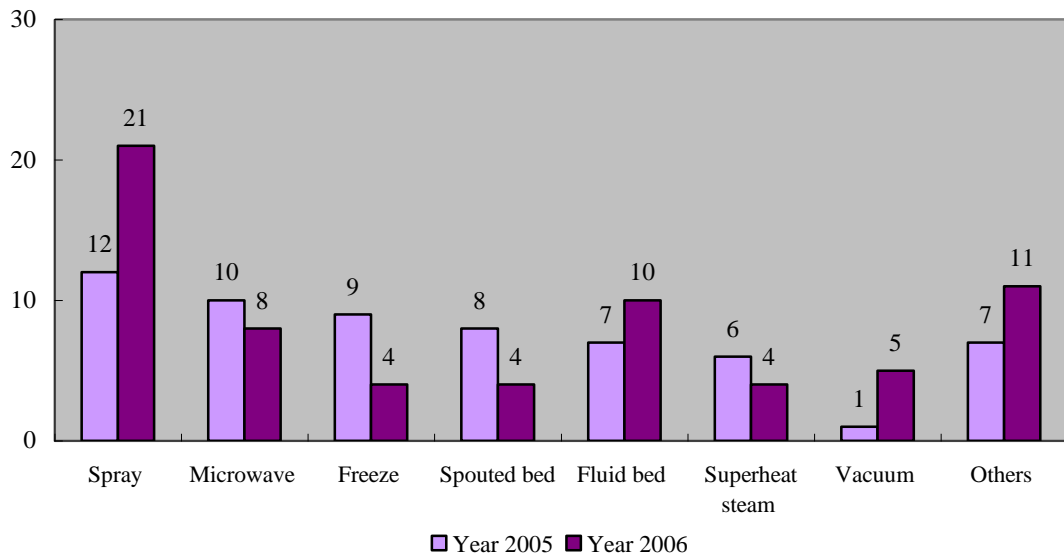


Figure 6 Number of papers on different drying technologies in the year 2005 and 2006

### 3 Research interests of countries with active R&D in drying

Table 4, Paper statistics by countries and research areas

Research areas	Countries & Number of papers
Theory, fundamentals	Australia (3), Brazil (2), China (3), France (2), Japan(4), New zealand (2), Poland (3), USA(4), Taiwan (2)
Modeling and simulation	India (7), Brazil (4), Poland (3), Thailand (3), China (2), France (2), Iran (2),
Product quality	Brazil (3)
Drying and dewatering of foods, agricultural products and biomaterials	Australia (3), Brazil (6), Canada (4), China (6), India (6),
Drying of textiles, wood and lumber	Australia (2), Brazil (3), Canada (3), Iran(2)
Drying of waste sludge	France (2), Taiwan (2)
Drying of pharmaceuticals	Brazil (2)
Spray drying	Brazil (5), Australia (2), Poland (2), Denmark (2)
Microwave drying	Canada (2)
Superheated steam drying	Thailand (2)
Fluid bed drying	Brazil (2), India (2), Poland (2)
Spouted bed drying	Brazil (3)
Vacuum drying	China (2), Japan(1)

#### 3.1 Brazil

The research interest was mainly focused on drying of foods, agricultural product and biomaterials, spray and fluid bed drying, and product quality. Papers from Brazil doubled from 15 in the year 2005 to 26 in the year 2006.

#### 3.2 P.R. China

Practical drying of foods, agricultural and biomaterials was the main research interest in P.R. China. P.R. China also shows an increasing interest in the vacuum and theory, fundamentals area in the year 2006.

#### 3.3 India

From Table 4, it can be seen that researchers in India putted more effort on drying of foods, agricultural and biomaterials, model and simulations.

#### 3.4 Poland

The researchers in Poland were interested in drying of foods, agricultural and biomaterials, spray and fluid bed drying. Poland shows a traditional interest in model and simulation.

#### 3.5 Thailand

It was interesting noted that Thailand have more contributions on drying of foods, agricultural and biomaterials, superheated steam drying, etc. Papers from Thailand also doubled from 5 to 10 in this year.

### *3.6 New Zealand*

A traditional research interest in theory and fundamentals is observed for the country-New Zealand.